

SOLUTIONS FOR  
**Unique Applications**

**BESTPACK HAS SOLUTIONS  
FOR ANYTHING YOU  
WANT SEALED!**



**MTSSLW**  
UP TO 40 CARTONS/MIN.  
MANUAL SIDE SEALING  
LOW PROFILE




**AT4E**  
UP TO 8 CARTONS/MIN.  
AUTOMATIC 4-EDGE  
CARTON SEALER



**MT1E**  
UP TO 45 CARTONS/MIN.  
MANUAL TOP AND BOTTOM  
DRIVE ONE-EDGE SEALER





**MTLW**  
UP TO 40 CARTONS/MIN.  
MANUAL TOP DRIVE  
LOW PROFILE SEALER



**MTSS**  
UP TO 40 CARTONS/MIN.  
MANUAL SIDE  
SEALING CARTON SEALER



**MS1E**  
UP TO 45 CARTONS/MIN.  
MANUAL SIDEDRIVE  
ONE-EDGE SEALER



**LEARN MORE ABOUT OUR UNIQUE SOLUTIONS ON THE BACK PAGE!**

# CHECK OUT OUR SOLUTIONS FOR UNIQUE APPLICATIONS

CUSTOM SOLUTIONS FOR ALMOST ANY APPLICATION YOU NEED



## MTSSLW

### Manual Side Sealing Low Profile

- 4 Belts - 2 Top and 2 Bottom Belts
- Individually Adjust Each Side of the Tape Head
- Wide Frame for Larger Unique Cartons



Reduce Repetitive Motion



Long Cartons



Side Filling



## AT4E

### Automatic 4-Edge Carton Sealer

- Seals all 4 Outside Carton Edges Including All Corners
- Low Tape/No Tape on Carton/No Cut Sensors w/Alarm
- 90° Carton Turn Using Front Side Carton Infeed



Increase Consistent Output



Security



Protection Against Contamination



## MT1E

### Manual Top & Bot Drive 1-Edge

- 2 Top Belts and 1 Bottom Belt Drive
- Adjustable Bed Height 22.5" to 30.0"
- 4 Adjustable Legs for Quick, Easy Height Adjustment



High Speed



Top 1-Edge Seal



Security



## MTLW

### Manual Top Drive Low Profile

- 4 Belts Drive System - 2 Top and 2 Bottom w/idle Rollers
- Air-Driven Bottom brush that allows for Low Top Seal
- Individually Adjustable Side Width Guide Rails



Adjustable Carton Height



For Low Height Cartons



5 Panel Folders



## MTSS

### Manual Side Sealing Sealer

- 4 Belts - 2 Top and 2 Bottom Belts
- Individually Adjust Each Side of the Tape Head
- 4 Adjustable Legs for Quick, Easy Height Adjustment




Reduce Repetitive Motion



Long Cartons



Side Filling



## MS1E

### Manual Sidedrive 1-Edge

- 4 Belts - 2 Top and 2 Bottom Belts
- Individually Adjust Each Side of the Tape Head
- Wide Frame for Larger Unique Cartons



High Speed



Top 1-Edge Seal



Security

Whatever you need to successfully support your unique applications, your friendly and knowledgeable engineering and customer service team members at **(888) 588-2378** will provide the **BestPack Advantage**.

**BestPack**<sup>TM</sup>  
the total tape sealing solution

For more information please go to:  
**WWW.BESTPACK.COM** or call us at **1.888.588.2378**

© 2020 BestPack Packaging Systems. All rights reserved. This document is BestPack Public Information.