

# ELVS CARTON ERECTOR APPLICATION SURVEY FORM

## END USER INFORMATION

Company Name

Address

City State Zip Code

Contact Name & Title

Telephone No.

E-Mail

## DISTRIBUTOR INFORMATION

Company Name

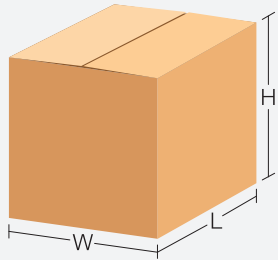
Address

City State Zip Code

Contact Name & Title

Telephone No.

E-Mail



LENGTH	WIDTH	HEIGHT	WEIGHT	% OF PRODUCTION

### CARTON STATUS

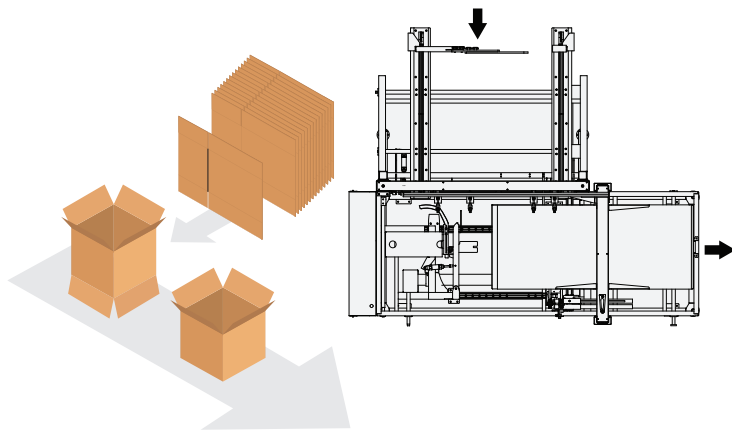
- New
- Re-Used

### SAMPLE CARTONS SENT

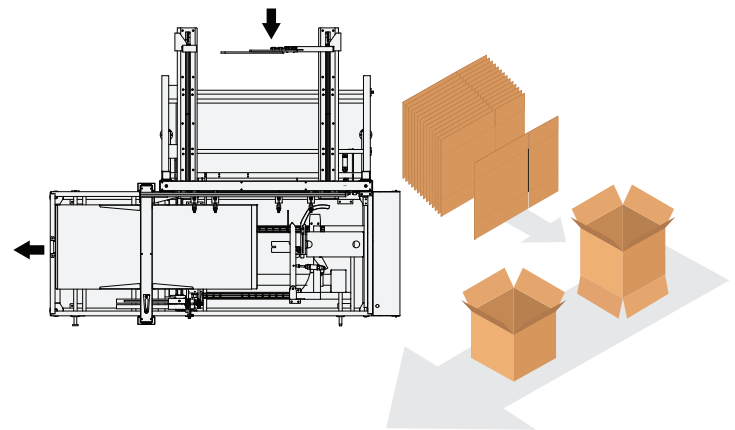
- Yes  No

## CARTON ERECTOR/SEALER:

### MODEL ELVSL



### MODEL ELVSR



# RSC TYPE CARTONS

## REQUIREMENTS

2" Tape     3" Tape

For fully automatic applications it is the responsibility of the end user to inform their corrugator that the cartons need to be well scored, with proper glue, joints and 3/8" or larger slots.

PRODUCTION RATE:	CONVEYOR INFORMATION:	ELECTRICAL REQUIREMENT	PACKING ROOM CONDITIONS
<input type="checkbox"/> Cartons per minute	<input type="checkbox"/> Height	<input type="checkbox"/> 110v 1-Phase	<input type="checkbox"/> Temperature
<input type="checkbox"/> Cartons per hour	<input type="checkbox"/> Exit Powered	<input type="checkbox"/> 220v 1-Phase	<input type="checkbox"/> Normal
<input type="checkbox"/> Cartons per shift		<input type="checkbox"/> 208v 3-Phase	<input type="checkbox"/> Wet
<input type="checkbox"/> Cartons per day		<input type="checkbox"/> 480v 3-Phase	<input type="checkbox"/> Dusty
			<input type="checkbox"/> Corrosive

Comments/Recommended Machine

Survey Completed By

Date

Project



For more information please go to:  
**WWW.BESTPACK.COM** or call us at **1.888.588.2378**