

Inverted Horizontal Flow Wrappers

Efficient packaging for small or delicate products

C-Series



Description

The Inverted C-Series Flow Wrappers (IVF) are used by many bakery, confectionary, edible marijuana and cannabis manufacturers. Designed with a twin-motor drive, it is considered one of the best flow wrappers of its generation. It is suitable for edibles, candy, cookies, a wide variety of baked goods and other products that are difficult to transfer on a conventional horizontal flow wrapper .

The film comes up from the bottom and the fin seal is on top. The film travels down the length of the infeed where products are loaded directly onto the film and carried through the sealing jaws which makes transferring small products simpler. A stainless steel loading table comes installed as a standard feature.

The film reel is loaded from the bottom of the machine. The reel unwind roller is synchronized with the film advance roller which eliminate the possibility of overfeed or underfeed of film. The end seal system which contains a knife with anvil on the crimp jaws is synchronized with the infeed to eliminate tendency of products getting caught between

the jaws. Both systems are controlled by a PLC and inverter for a high quality result.



All C Series machines include safety guards as a basic accessory with end seal jam sensor, which can detect product jams and film residue on the end seal to stop the machine going out-of-sync from its end seal position.

The Inverted C-Series Flow Wrappers provide speeds of up to 100 PPM with a rigid chassis that was designed for much higher speeds.



C-Series Inverted Horizontal Flow Wrappers

1. 7" Omron color touchscreen with 12 program memory
2. Film roll mounted under the machine
3. IVF infeed - film on top
4. Fixed forming box



Standard Features

- ▶ Processes up to 100ppm
- ▶ 6.5ft (2 meter) infeed
- ▶ Print registration photo eye
- ▶ 2ft power discharge conveyor
- ▶ Titus II+ human interface
- ▶ 7-inch OMRON color touchscreen
- ▶ End seal jam sensor
- ▶ PANASONIC PLC
- ▶ Digital temp control
- ▶ Encoder

Specifications for IVF & IVC Models

Model	C250-IVF & IVC	C350-IVF & IVC	C450-IVF & IVC	C600-IVF & IVC
Electrical	220V, 1Ø, 10A	220V, 1Ø, 10A	220V, 1Ø, 10A	220V, 1Ø, 10A
Seal Jaw Width	4.3" (110mm)	7" (178mm)	9" (230mm)	11" (280mm)
Seal Jaw Height	1.5"	2"	3"	4"
Max Film Width	9.8" (250mm)	13.75" (350mm)	17.5" (445mm)	23.6" (600mm)
Product Dims L x W x H	Min 2.5" x 1.25" x N/A Max 7.25" x 4.25" x 1.5"	Min 2.5" x 2" x N/A Max 7.5" x 6.25" x 1.5"	Min 5" x 2.2" x N/A Max 12" x 7.8" x 3"	Min 5" x 2.5" x N/A Max 17" x 10.5" x 4"
Machine Dims	148"L x 26"W x 56"H	158"L x 30"W x 56"H	158"L x 30"W x 56"H	158"L x 36"W x 56"H
Weight	900lbs (400kg)	1,100lbs (500kg)	1,500lbs (680kg)	1,800lbs (820kg)

* **IVF Models**=film carries products down the infeed


* **Optional IVC**=Belt or Flighted Pusher feeds products down the infeed

Options

- ▶ IVC models with flighted infeed
- ▶ IVC models with belted infeed
- ▶ Stainless steel 304 construction
- ▶ Auto card dispenser w/card magazine
- ▶ Coding: solid ink roller
- ▶ Coding: thermal transfer
- ▶ Gas flushing device
- ▶ Gusseted bag forming device
- ▶ Reduced loading platform length
- ▶ Reduced speed changeover
- ▶ Special voltage
- ▶ Dual sealing jaws
- ▶ Hole punch device



*Stainless steel model **C250-IVF** shown



IVC Model with belted infeed



Date coder for printing expiration date, sell-by date