

ELVS CARTON ERECTOR APPLICATION SURVEY FORM

END USER INFORMATION

Company Name

Address

City State Zip Code

Contact Name & Title

Telephone No.

E-Mail

DISTRIBUTOR INFORMATION

Company Name

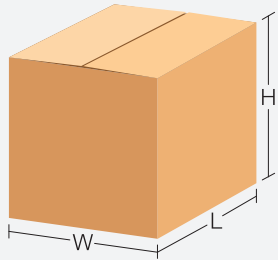
Address

City State Zip Code

Contact Name & Title

Telephone No.

E-Mail



LENGTH	WIDTH	HEIGHT	WEIGHT	% OF PRODUCTION

CARTON STATUS

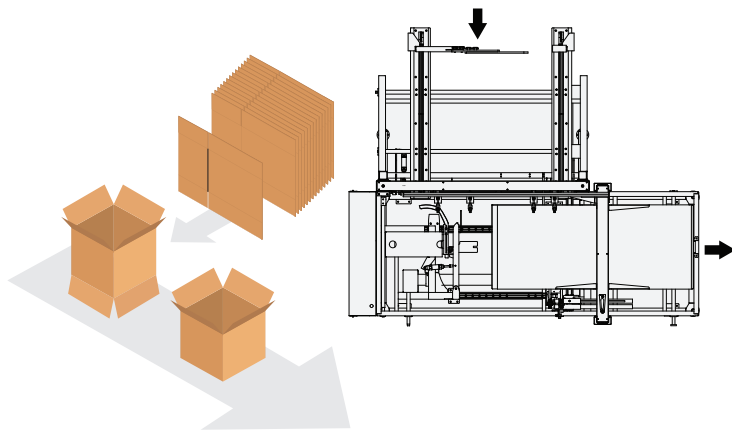
- New
 Re-Used

SAMPLE CARTONS SENT

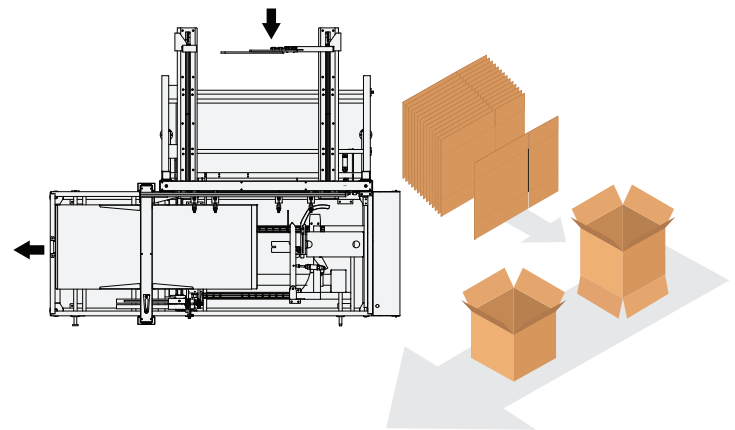
- Yes No

CARTON ERECTOR/SEALER:

MODEL ELVSL



MODEL ELVSR



RSC TYPE CARTONS

REQUIREMENTS

2" Tape 3" Tape

For fully automatic applications it is the responsibility of the end user to inform their corrugator that the cartons need to be well scored, with proper glue, joints and 3/8" or larger slots.

PRODUCTION RATE: <input type="checkbox"/> Cartons per minute <input type="checkbox"/> Cartons per hour <input type="checkbox"/> Cartons per shift <input type="checkbox"/> Cartons per day	CONVEYOR INFORMATION: <input type="checkbox"/> Height <input type="checkbox"/> Exit Powered	ELECTRICAL REQUIREMENT <input type="checkbox"/> 110v 1-Phase <input type="checkbox"/> 220v 1-Phase <input type="checkbox"/> 208v 3-Phase <input type="checkbox"/> 480v 3-Phase	PACKING ROOM CONDITIONS <input type="checkbox"/> Temperature <input type="checkbox"/> Normal <input type="checkbox"/> Wet <input type="checkbox"/> Dusty <input type="checkbox"/> Corrosive
	DISTRIBUTOR LEVEL <input type="checkbox"/> Gold <input type="checkbox"/> Silver <input type="checkbox"/> Bronze		

Comments/Recommended Machine

Survey Completed By

Date

Project



For more information please go to:
WWW.BESTPACK.COM or call us at **1.888.588.2378**