

TRANSFORM YOUR PACKAGING OPERATIONS

CUSTOMIZED CARTON ERECTING SOLUTION



UNLOCK THE POWER OF DATA
REAL-TIME DATA FROM ANYWHERE



QUICK HIGHLIGHTS

ERECTS & SEALS UP TO 17 CARTONS PER/MIN.*

*SPEED DEPENDENT ON CARTON SIZE AND MACHINE OPTIONS

- Quick Carton Changeover
- Dedicated Vacuum Pump Suction Cup System
- Customized for Your Small Carton Needs
- Foldable Hopper Design (for compact shipping & storage)
- Includes Carton on Demand Sensors
- Vacuum Pump Guard
 - Hide the vacuum pump to reduce safety hazards
 - Easily slides out for maintenance
- Data Advantage System (DAS) Equipped
 - Realtime Monitoring Dashboard
 - Advanced Performance Analytics/Metrics
 - Increased Productivity and Reduced Downtime

CARTON RANGE

Specifications based on common ELVSC11 sizes**

Length (min. - max.)	Width (min. - max.)	Height (min. - max.)
(5.0" - 15.0)	(3.0" - 15.0")	(3.0" - 20.0")



****Ranges may vary based on the carton sizes provided. If boxes are smaller than the listed range, please contact a BestPack representative.**

BOX LIST REQUIRED

ELVSC11 AUTOMATIC L-TYPE SUCTION CUP

The BestPack™ Model ELVSC11 is an innovative, high-performance carton erector/sealer designed for heavy usage. This model can be customized to work seamlessly with your smaller cartons that fall outside of our standard ELVS range, offering quick and simple size changeovers with no tools required. If you're looking for a compact yet heavy-duty carton erector, this is a must-see system.




FREE PRODUCT SUPPORT:
TRAINING VIDEOS | ONLINE MANUALS | TECH SUPPORT

*CONTACT YOUR LOCAL BESTPACK REPRESENTATIVE FOR MORE INFORMATION


WWW.BESTPACK.COM

VERSION 2.0_0724




FOLDABLE HOPPER DESIGN

For easy shipping, storage, and maximizing floor space.



VACUUM PUMP SUCTION CUP SYSTEM

Dedicated air system providing reliable erecting.



CARTON ON DEMAND SENSORS

Included with your ELVS carton erector, preventing carton jamming & down time



HMI - HUMAN MACHINE INTERFACE

Conveniently check the status or troubleshoot your machine on the control panel.



TAPE MONITORING SYSTEM

Low tape, no tape and no cut monitoring system, notifies the user of potential downtime.



ACCESSIBLE TECHNICAL SUPPORT

Convenient technical support is readily available via a QR code on solution.

MACHINE FOOTPRINT

Specifications based on ELVSC11-2

SIDE VIEW

**DIMENSIONS VARY
ON EACH MACHINE**

TOP VIEW

**DIMENSIONS VARY
ON EACH MACHINE**

Note: Dimensions are all subject to change without prior notification.

OPTIONS

- Food Grade 304 Stainless Steel
- Safety Gates
- Continuous Feed Hopper
- eWon VPN Wifi Module
- Exit Conveyors

POPULAR ELVSC MODELS

PLEASE REFER TO COMPARISON CHART FOR COMPLETE LIST OF MODELS.

MODEL	MACHINE DIMENSIONS LENGTH x WIDTH x HEIGHT	CARTON RANGE* LENGTH (min. - max.) x WIDTH (min. - max.) x HEIGHT (min. - max.)	CONVEYOR HEIGHT HEIGHT (min. - max.)	CARTONS PER MIN.	POWER REQUIREMENTS	AIR REQUIREMENTS
ELVSC11-2H 2" Tape Head	Dimensions vary on each machine	Range vary on each machine	TBD	Up to 17	110 Volts 60 Hz	100 PSI, 10 SCFM
ELVSC11-3H 3" Tape Head			(25.5" - 30.0")	Up to 17	110 Volts 60 Hz	100 PSI, 10 SCFM

INFORMATION SUBJECT TO CHANGE WITHOUT NOTICE.

ALL MODELS AVAILABLE IN FOOD GRADE 304 STAINLESS STEEL.



For more information please go to:
WWW.BESTPACK.COM or call us at **1.888.588.2378**

© 2025 BestPack Packaging Systems. All rights reserved. This document is BestPack Public Information.